



DW-HE24/1.5

LED Strips - For Tunable Applications



- High efficacy dynamic white linear LED strip for tunable applications
- 14 diodes per 2" cut point
- 7 diodes per one color temperature
- Ambient operating temp: -4-160°F
- Installation temp: 50-100°F | Storage temp: -4-140°F
- Calculated L70 = 70000 hrs
- When using DALI and DMX power supplies, LED wattage must be doubled

1	2	3	4	5	6	7	8
V/WATTS	RATED	CCT - LUMENS/CRI	CONNECTOR/WIRE IN	CONNECTOR/WIRE OUT	WIRE COLOR	WIRE TYPE	ILLUMINATED LENGTH
DW-HE24/1.5							

Sample Part Number: **DW-HE24/1.5-DRY-20/27-BW-CLS-WH-CL2-200"**

1	2	3	4	5
V/WATTS	RATED	CCT - LUMENS/CRI	CONNECTOR/WIRE IN	CONNECTOR/WIRE OUT
DW-HE24/1.5 Voltage: 24VDC Wattage: 1.5W/ft. LED engine is built with 3 wires requiring 0-10V, DMX or DALI control. Using DALI, DMX, or non QTL power supplies may double watts/ft. See following pages for compatible power supplies.	DRY IP20	20/27 2000K/2700K 20/30 2000K/3000K 27/40 2700K/4000K 27/55 2700K/5500K	BW Bare Wire (Standard 24") CLS Closed End (No feed) CON6 Connector 6" CON24 Connector 24" Connector/Wire In not needed to specify product. Typical selection is BW. BW: Standard length is 24", Max length is 120". Request custom length by writing in part number next to BW (example: BW48)	BW Bare Wire (Standard 24") CLS Closed End (No feed) CON6 Connector 6" CON24 Connector 24" Connector/Wire Out not needed to specify product. Typical selection is CLS or BW. BW: Standard length is 24", Max length is 120". Request custom length by writing in part number next to BW (example: BW48)
	DMP IP54	24/30 2400K/3000K 27/40 2700K/4000K	BW Bare Wire (Standard 24") CON6 Connector 6" CON24 Connector 24" Connector/Wire In not needed to specify product. Typical selection is BW. BW: Standard length is 24", Max length is 120". Request custom length by writing in part number next to BW (example: BW48)	BW Bare Wire (Standard 24") CLS Closed End (No feed) CON6 Connector 6" CON24 Connector 24" Connector/Wire Out not needed to specify product. Typical selection is CLS or BW. BW: Standard length is 24", Max length is 120". Request custom length by writing in part number next to BW (example: BW48)
	WET IP67	20/27 2000K/2700K 20/30 2000K/3000K 27/40 2700K/4000K 27/55 2700K/5500K	BW Bare Wire (Standard 24") CON6 Connector 6" CON24 Connector 24" Connector/Wire In not needed to specify product. Typical selection is BW. BW: Standard length is 24", Max length is 120". Request custom length by writing in part number next to BW (example: BW48)	BW Bare Wire (Standard 24") CLS Closed End (No feed) CON6 Connector 6" CON24 Connector 24" Connector/Wire Out not needed to specify product. Typical selection is CLS or BW. BW: Standard length is 24", Max length is 120". Request custom length by writing in part number next to BW (example: BW48)

6	7	8
WIRE COLOR	WIRE TYPE	ILLUMINATED LENGTH
WH White BK Black	CL2 Class 2 CL2P Class 2 Plenum Rated CL2P only available with bare wire leads (BW)	2"-384" 2" increments Available in reel lengths of 32' (Class 2) and 100'. Each reel will have a 2' soldered lead wire attached. Contact factory for larger reels.
WH White BK Black	CL2 Class 2 CL2P Class 2 Plenum Rated CL2P only available with bare wire leads (BW)	2"-180" 2" increments
WH White BK Black	CL2 Class 2 CL2P Class 2 Plenum Rated CL2P only available with bare wire leads (BW)	2"-360" 2" increments

5 year warranty | Warranty only valid with QTL power supplies | Field modifications must comply with QTL's installation methods otherwise warranty is null & void | All data has +/- 5% tolerance | UL Listed | Consult factory for alternate Kelvin temperature | Title 24 - JA8-2019 Strips: DRY and WET rated, 2000K and above



DW-HE24/1.5

LED Strips - For Tunable Applications

3 CCT – LUMENS/CRI - DELIVERED LUMENS

[Calculated L70 = 70000 hrs]
Tested with DW-HE24/1.5-DRY

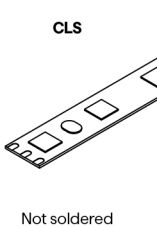
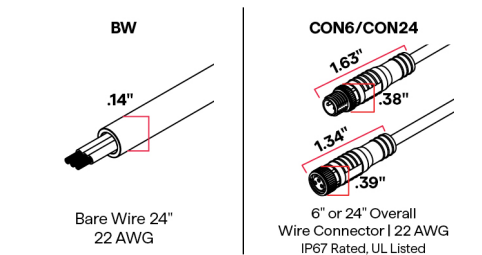
CCT	Lumen/ft	Luminous Efficacy	CRI Ra	CRI R9	TM30 Rf	TM30 Rg	Circuit Wattage
2000K	142	97 Lm/W	93	63	88	105	1.46
2400K	***	***	***	***	***	***	***
2700K	170	109 Lm/W	97	97	94	100	1.56
3000K	178	116 Lm/W	98	96	93	99	1.54
4000K	181	132 Lm/W	97	95	92	100	1.50
5500K	200	125 Lm/W	96	92	90	98	1.50

TEMPERATURE RATINGS

	Min	Max
Ambient Operating Temp - Surface	-4°F	160°F
Storage Temp	-4°F	140°F
Installation Temp	-50°F	100°F

4 / 5 CONNECTOR/WIRE – IN/OUT

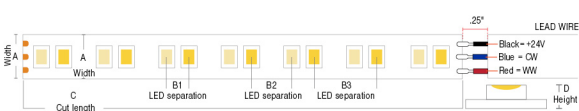
Connector/Wire In or Out not needed to specify product. Standard configuration is BW for Wire In and CLS for Wire out



6 WIRE COLOR



8 ILLUMINATED LENGTH - DIMENSIONS



Section (in)	A	B1	B2	B3	C	D
DRY (IP20)	0.39"	0.07"	0.20"	0.27"	2.00"	0.05"
DMP (IP54)	0.39"	0.07"	0.20"	0.27"	2.00"	0.12"
WET (IP67)	0.47"	0.07"	0.20"	0.27"	2.00"	0.18"

COMPATIBLE EXTRUSIONS

	WIDE	ROUND	TORQ	TRE3	LALO	TALO	ARKA	TELA	VEVE	FLUR	EMBD	LATO	MDIN	OPTI-FLAT	OPTI-OPTICS	THIN
DRY	✓	✓	✓	✓	✓	✓	✓	✓	✓	✓	✓	✓	✓	✓	✓	✓
DMP	✓	✓	✓	✓	✓	✓	✓	✓	✓	✓	✓	✓	✓	✓		✓
WET	✓				✓	✓	✓	✓			EXCLUDES 30°, 45°, 60° LENS		✓	✓		NO LENS



DW-HE24/1.5

LED Strips - For Tunable Applications

COMPATIBLE POWER SUPPLIES

See power supplies cut sheets for more information. Data subject to change, all data has +/- 5% tolerance.

DIM TO LEVEL	INDOOR	OUTDOOR
	DW-HE Tunable Applications	DW-HE Tunable Applications
0.1%	QT-CAB-eLED+DALI-DT6 QT-CAB-eLED+DALI-DT8 QT-CAB-eLED+DALI-DT8-AWN QT-CAB-eLED+TW QT-CAB-eLED+TW-AWN QTM-eLED+DALI-DT6 QTM-eLED+DALI-DT8 QTM-eLED+DALI-DT8-AWN QTM-eLED+TW QTM-eLED+TW-AWN QZ-DMX	Q-SET-QZ-DMX QOM-eLED+DALI-DT6 QOM-eLED+DALI-DT8 QOM-eLED+PS-DALI-DT6 QOM-eLED+PS-DALI-DT8 QOM-eLED+TW QZ-DMX
1%	QZ-DALI-DT8	Q-SET+QZ-DALI-DT8 QZ-DALI-DT8
10%	Non-Dim Power Supply with TW App Dongle	

DIMMING PROTOCOL	INDOOR	OUTDOOR
	DW-HE Tunable Applications	DW-HE Tunable Applications
0-10V	QT-CAB-eLED+TW QT-CAB-eLED+TW-AWN QTM-eLED+TW QTM-eLED+TW-AWN	QOM-eLED+TW
Lutron Athena	QT-CAB-eLED+DALI-DT8-AWN QT-CAB-eLED+TW-AWN QTM-eLED+DALI-DT8-AWN QTM-eLED+TW-AWN	
DMX LED wattage must be doubled for DW-HE products	QZ-DMX	Q-SET-QZ-DMX QZ-DMX
DALI-2: DT6 LED wattage must be doubled for DW-HE products except for AWN	QT-CAB-eLED+DALI-DT6 QTM-eLED+DALI-DT6	QOM-eLED+DALI-DT6
DALI-2: DT8 LED wattage must be doubled for DW-HE products except for AWN	QT-CAB-eLED+DALI-DT8 QT-CAB-eLED+DALI-DT8-AWN QTM-eLED+DALI-DT8 QTM-eLED+DALI-DT8-AWN QZ-DALI-DT8	Q-SET+QZ-DALI-DT8 QOM-eLED+DALI-DT8 QZ-DALI-DT8
SCENE App Dimmed	Non-Dim Power Supply with TW App Dongle	




DW-HE24/1.5

LED Strips - For Tunable Applications

COMPATIBLE MOUNTING ACCESSORIES

QUOVA-MICRO	SHIELD A - Medium	SHIELD B - Medium	BL-GRAZER	BL-MICRO	BL-LARGE	SD-L-LARGE	SD-L-MEDIUM	SD-L-MICRO	SD-J-LARGE
QUOVA Knife Edge	For standalone use	For use within extrusions	Backwards L Mounting Bracket	Backwards L Mounting Bracket	Backwards L Mounting Bracket	L Mounting Bracket	L Mounting Bracket	L Mounting Bracket	J Mounting Bracket
IQ-STRAP	IQ-CLIP-SS12	IQ-CLIP-SS10	IQ-CLIP-PL						
Plastic strap, Fits all LED strips	Metal clip, Fits DMP strip	Metal clip, Fits WET strip	Plastic clip, Fits WET strip						

COMPATIBLE WIRING ACCESSORIES



UL Listed, miniature junction box, DRY/DMP (WET rated with silicone)

COMPATIBLE CONTROL ACCESSORIES



COMPATIBLE APPS

